

# EVI Power<sup>®</sup>

650 VA – 200 kVA UPS



# ABOUT US

EVI Networks was founded by a team of individuals from Denmark with a long history within the IT and power industry. The aspiration of EVI right from the beginning has been to sell high quality products paired with outstanding support through the entire value chain.

What began with a focus on network cabinets and copper cabling has evolved into a diverse portfolio that includes UPS, and inverters, sold under the brand name EVI Power.

Our key to success is the way we conduct our business. We opt for long-term partnership with valued partners built on trust, integrity and mutual expectation to serve the end client the best way possible.



# INDEX

Line interactive UPS	3
Online UPS   1,000 - 3,000 VA	5
Online UPS   1,000 - 3,000 VA (rack mountable)	7
Online UPS   Single Phase   6 - 10 kVA	9
Online UPS   Single Phase   6 - 10 kVA (rack mountable)	11
Online UPS   Three Phase   10 - 40 kVA	13
Online UPS   Three Phase   Long Run   10 - 40 kVA	15
Online UPS   Three Phase   Long Run   60 - 200 kVA	17

## LINE INTERACTIVE UPS

Intended for smaller installations with its light weight and compact design. It is equipped with boost- and-buck AVR function to stabilize the output voltage range. Also features DC start function which enables the UPS to start up in the absence of AC power.



## ONLINE DOUBLE CONVERSION UPS

The EVI Power series of transformerless UPS is well suited as power protection for mission critical applications. This online double conversion range of UPS adds an extra layer of protection by isolating the connected devices from the utility power and has zero transfer time from utility power to battery mode. It is ideal for small to medium sized installations.



# LINE INTERACTIVE UPS

650 - 3,000 VA



Line Interactive UPS with simulated sinewave output

Superior voltage correction compared to offline technology

Microprocessor control guarantees high reliability

High battery capacity: Up to 4 x 9Ah

Boost-and-buck AVR for voltage stabilization

Auto restart upon AC return

Supports battery mode startup (Cold start function)

Warranty: 2 years (1 year on battery)



Important: For this series, different capacities have different design and physical output options. Check specification sheet for details

MODEL	EP-UPS650UU2	EP-UPS850UU2	EP-UPS1100UU2IE	EP-USP1600UU2IE	EP-UPS2000UU2IE2	EP-UPS3000UU4
Capacity (VA / Watts)	650 VA / 360 W	850 VA / 480 W	1,100 VA / 600 W	1,600 VA / 900 W	2,000 VA / 1,200 W	3,000 VA / 1,800 W
INPUT						
Voltage	220 / 230 / 240 Vac					
Voltage range	140 - 300 Vac					
Frequency range	50 / 60 Hz (auto sensing)					
OUTPUT						
AC Voltage regulation (batt. mode)	± 10 %					
Frequency range (batt. Mode)	50 / 60 Hz ±1 Hz					
Transfer time	Typical 4 - 8 ms, 13 ms max.					
Waveform (batt. mode)	Simulated sinewave					
Output socket type	2 x Universal socket			4 x Universal socket		
BATTERY						
Battery voltage	12 Vdc		24 Vdc			48 Vdc
Battery type & number	12V / 7Ah * 1	12V / 9Ah * 1	12V / 7Ah * 2	12V / 9Ah * 2	12V / 9Ah * 2	12V / 9Ah * 4
Typical recharge time	4 - 6 hours charge to 90% capacity		6 - 8 hours charge to 90% capacity			
INDICATORS						
LED display	AC Mode, battery mode, overload, fault		AC Mode, battery mode, load level, battery level, input voltage, output voltage, overload, fault and low battery			
LCD display						
PROTECTION						
Protection	Against short circuit, overload, overcharge and overdischarge					
ALARM TYPES						
Battery mode	Beep every 10 seconds					
Low battery	Beep every second					
Overload	Beep every 0.5 second					
Battery replacement alarm	Beep every 2 seconds					
Fault	Continuous beeping					
MANAGEMENT						
Communication ports	None		USB			
OPERATING ENVIRONMENT						
Humidity	0 - 90 % RH @ 0 - 40 °C (non-condensing)					
Noise level	Less than 45 dB			Less than 55 dB		
PHYSICAL FEATURES						
Dimensions (W * D * H) mm	298 * 101 * 142		353 * 149 * 162	380 * 158 * 198		433 * 144 * 207
Approx. net weight (kg)	4.3 kg	4.9 kg	7.8 kg	10.1 kg	10.5 kg	23.0 kg

# ONLINE UPS

1,000 - 3,000 VA 1:1 Phase PF 0.9



- Online double conversion
- Built in 9Ah batteries
- Wide input voltage range (110 - 300 Vac)
- Generator compatible
- Output power factor: 0.9
- Emergency power off function (EPO)

ECO mode support

Communication ports: USB/RS232

Smart battery charging design for optimized battery performance

2 year warranty (1 year on batteries)



## OPTIONAL PARTS FOR EVI 1-3 kVA TOWER:

SNMP card

EP-UPSUCASN



MODEL		EP-UPS1000UC130T	EP-UPS2000UC130T	EP-UPS3000UC130T
Capacity (VA / Watts)		1,000 VA / 900 W	2,000 VA / 1,800 W	3,000 VA / 2,700 W
Phase		Single phase with ground		
INPUT				
	Nominal Voltage	200 / 208 / 220 / 230 / 240 Vac		
Operating Voltage Range	Low voltage of transferring to bypass	160 Vac ± 5 % @ 100 % - 80 % load, 120 Vac ± 5 % @ 70 % - 60 % load, 110 Vac ± 5 % @ 60 % - 50 % load (Ambient temp. < 35 °C)		
	Low threshold voltage of recovering from bypass	175 Vac ± 5 % @ 100 % - 80 % load, 135 Vac ± 5 % @ 70 % - 60 % load, 125 Vac ± 5 % @ 60 % - 50 % load (Ambient temp. < 35 °C)		
	High voltage of transferring to bypass	300 Vac ± 5 %		
	High threshold voltage of recovering from bypass	290 Vac ± 5 %		
Input Voltage Range		55 - 150 Vac or 110 - 300 Vac @ 60 % load, 80 - 145 Vac or 160 - 300 Vac @ 100 % load		
Operating frequency range		40 - 70 Hz		
Power Factor		0.99		
Generator input		Supported		
OUTPUT				
Output Voltage		200 / 208 / 220 / 230 / 240 Vac		
Power Factor		0.9		
Voltage regulation		± 1 %		
Frequency	Line mode (synchronized range)	47 - 53 Hz or 57 - 63 Hz		
	Bat. mode	50 / 60 Hz ±1 Hz		
Crest Factor		3:1		
Harmonic Distortion (THDv)		≤2 % THD (Linear load)		
		≤4 % THD (Non-linear load)		
Waveform		Pure Sinewave		
Transfer time	AC mode <-> batt. mode	Zero		
	Inverter <-> bypass	4 ms (Typical)		
EFFICIENCY				
AC Mode		88 %	90 %	91 %
Battery mode		85 %	87 %	88 %
BATTERY				
Battery type		12 V, 9 Ah		
Number of batteries		2	4	6
Typical recharge time		4 hours charge to 90 % capacity		
Charging voltage		27.4 Vdc ± 1%	54.7 Vdc ± 1%	82.1 Vdc ± 1%
Charging current (max)		Automatic, adjustable. Typical recharge time 4 hours to 90% with built in batteries		
SYSTEM FEATURES				
AC mode	Ambient temp. < 35 °C	105 % - 110 %: UPS will transfer to bypass mode within 10 min of return of utility power 110 % - 130 %: UPS will transfer to bypass mode within 1 min of return of utility power 130 % - 150 %: UPS will transfer to bypass mode within 5 sec of return of utility power > 150 %: UPS will transfer to bypass mode immediately upon return of utility power		
Battery mode	35 °C < ambient temp. < 40 °C	105 % - 110 %: UPS will transfer to bypass mode within 1 min of return of utility power 110 % - 130 %: UPS will transfer to bypass mode within 5 sec of return of utility power > 130 %: UPS will transfer to bypass mode immediately upon return of utility power		
Short circuit		Hold whole system		
Overheat		Line mode: Switch to bypass. Backup mode: UPS will turn off immediately		
Battery low		Alarm, then turn off		
EPO (optional)		Shut down UPS immediately		
Audible & visual alarms		Line failure, battery low, over load, system fault		
MANAGEMENT				
Communication ports		USB, RS232, SNMP card(optional)		
OPERATING ENVIRONMENT				
Operating temperature		0 - 40 °C		
Storage temperature		-25 °C - 55 °C		
Humidity range		20 - 90 % RH @ 0 - 40 °C (Non-condensing)		
Recommended altitude		< 1500 m		
Noise level		Less than 50 dBA at 1 m		
PHYSICAL FEATURES				
Dimensions (W * D * H) mm		144 * 209 * 293	144 * 209 * 398	191 * 337 * 460
Approx. net weight (kg)		9.8 kg	17 kg	27.6 kg

# ONLINE UPS


1,000 - 3,000 VA 1:1 Phase PF 0.9

RACK MOUNTABLE



- Online double conversion
- Built in 9Ah batteries
- Wide input voltage range (110 - 300 Vac)
- Rack mount brackets and tower stand included in package
- Generator compatible
- Output power factor: 0.9
- Emergency power off function (EPO)

ECO mode support



Communication ports: USB/RS232



Smart battery charging design for optimized battery performance



2 year warranty (1 year on batteries)



OPTIONAL PARTS FOR EVI 1-3kVA RACK MOUNT:	
SNMP card	EP-UPSUCASN
Rack mount (bracket)	Included in package
Rack mount (sliding rail kit)	EP-RAILKIT3KVART



MODEL		EP-UPS1000UC130R	EP-UPS2000UC130R	EP-UPS3000UC130R
Capacity (VA / Watts)		1,000 VA / 900 W	2,000 VA / 1,800 W	3,000 VA / 2,700 W
Phase		Single phase with ground		
INPUT				
	Nominal Voltage	200 / 208 / 220 / 230 / 240 Vac		
Operating Voltage Range	Low voltage of transferring to bypass	160 Vac ± 5 % @ 100 % - 80 % load, 120 Vac ± 5 % @ 70 % - 60 % load, 110 Vac ± 5 % @ 60 % - 50 % load (Ambient temp. < 35 °C)		
	Low threshold voltage of recovering from bypass	175 Vac ± 5 % @ 100 % - 80 % load, 135 Vac ± 5 % @ 70 % - 60 % load, 125 Vac ± 5 % @ 60 % - 50 % load (Ambient temp. < 35 °C)		
	High voltage of transferring to bypass	300 Vac ± 5 %		
	High threshold voltage of recovering from bypass	290 Vac ± 5 %		
Input Voltage Range		55 - 150 Vac or 110 - 300 Vac @ 60 % load, 80 - 145 Vac or 160 - 300 Vac @ 100 % load		
Operating frequency range		40 - 70 Hz		
Power Factor		0.99		
Generator input		Supported		
OUTPUT				
Output Voltage		208 / 220 / 230 / 240 Vac		
Power Factor		0.9		
Voltage regulation		± 1 %		
Frequency	Line mode	46 - 54 Hz or 56 - 64 Hz		
	Bat. mode	50 / 60 Hz ±1 Hz		
Crest Factor		3:1		
Harmonic Distortion (THDv)		≤ 2 % THD (Linear load)		
		≤ 4 % THD (Non-linear load)		
Waveform		Pure Sinewave		
Transfer time	AC mode <-> batt. mode	Zero		
	Inverter <-> bypass	4 ms (Typical)		
EFFICIENCY				
AC Mode		89 %	91 %	92 %
Battery mode		85 %	87 %	88 %
BATTERY				
Battery type		12 V, 9 Ah		
Number of batteries		2	4	6
Typical recharge time		4 hours charge to 90 % capacity		
Charging voltage		27.4 Vdc ± 1 %	54.8 Vdc ± 1 %	82.2 Vdc ± 1 %
Charging current (max)		Automatic, system adjustable		
SYSTEM FEATURES				
AC mode	Ambient temp. < 35 °C	105 % - 110 %: UPS will transfer to bypass mode within 10 min of return of utility power 110 % - 130 %: UPS will transfer to bypass mode within 1 min of return of utility power 130 % - 150 %: UPS will transfer to bypass mode within 5 sec of return of utility power > 150 %: UPS will transfer to bypass mode immediately upon return of utility power		
Battery mode	35 °C < ambient temp. < 40 °C	105 % - 110 %: UPS will transfer to bypass mode within 1 min of return of utility power 110 % - 130 %: UPS will transfer to bypass mode within 5 sec of return of utility power > 130 %: UPS will transfer to bypass mode immediately upon return of utility power		
Short circuit		Hold whole system		
Overheat		Line mode: Switch to bypass. Backup mode: UPS will shut down immediately		
Battery low		Alarm, then turn off		
EPO (optional)		Shut down UPS immediately		
Audible & visual alarms		Line failure, battery low, over load, system fault		
MANAGEMENT				
Communication ports		USB, RS232, SNMP card (optional)		
OPERATING ENVIRONMENT				
Operating temperature		0 - 40 °C		
Storage temperature		-25 °C - 55 °C		
Humidity range		20 - 90 % RH @ 0 - 40 °C (Non-condensing)		
Recommended altitude		< 1500 m		
Noise level		Less than 50 dBA at 1 m		
PHYSICAL FEATURES				
Dimensions (W * D * H) mm		440 * 325 * 86.5	440 * 460 * 86.5	440 * 600 * 86.5
Approx. net weight (kg)		11.3 kg	19.1 kg	26.2 kg

# ONLINE UPS

6 - 10 kVA 1:1 Phase PF 0.9



- Single Phase transformer-less design
- 16 pcs 7Ah/9Ah batteries built in
- Online double conversion with DSP control
- High output power factor: 0.9 PF
- Wide input voltage range: 120 - 276 Vac

- Generator compatible
- Eco mode function
- Self-testing at startup of UPS
- Battery mode startup (cold start)



OPTIONAL PARTS FOR 6-10kVA Y11 Series:		
SNMP card	EP-UPSYACASN	EP-UPSYACASN
Battery ext. unit	N/A	EP-UPSYABC9A32 (32x9Ah)

MODEL		EP-UPS6000Y110T	EP-UPS10000Y110T
Capacity (kVA / kW)		6 kVA / 5.4 kW	10 kVA / 9 kW
Phase		Single phase with ground	
INPUT			
Nominal voltage		220 / 230 / 240 Vac	
Operating voltage Range		120 - 276 Vac	
Operating frequency range		50 Hz: 45 - 55 Hz, 60 Hz: 54 - 66Hz (Auto sensing)	
Power factor		≥ 0.99	
Bypass voltage range		Max. voltage: 220 V: +25 % (optional +10 %, +15 %, +20 %) 230 V: + 20 % (optional +10 %, +15 %) 240 V: +15 % (optional +10 %) Min. voltage: -45 % (optional -20 %, -30 %)	
ECO range		Same as bypass voltage range	
Harmonic distortion (THDi)		< 3 % (100 % linear load)	
Generator input		Supported	
OUTPUT			
Output voltage		220 / 230 / 240 Vac	
Power factor		0.9	
Voltage regulation		±1 %	
Frequency	Line mode (synchronized range)	±1 % / ±2 % / ±4 % / ±5 % / ±10 % of the rated frequency (optional)	
	Bat. mode	50 / 60 Hz ±1 Hz	
Crest factor		3:1	
Harmonic distortion (THDv)		≤ 2 % THD (linear load)	
		≤ 5 % THD (non-linear load)	
Efficiency		> 93.5 %	
Waveform		Pure sinewave	
Transfer time		Utility to battery: 0 ms; Utility to bypass: 0 ms	
BATTERY			
Battery type		12 V, 7 Ah	12 V, 9 Ah
Number of batteries		16	16
Typical recharge time		4 hours charge to 90 % capacity	
Charging voltage		27.4 Vdc ±1 %	54.7 Vdc ±1 %
Charging current (max)		1 A or 2 A	
SYSTEM FEATURES			
Overload	Line mode	Load ≤ 110 %: Last 60 min, ≤ 125 %: Last 10 min, ≤ 150 %: Last 1 min, > 150 %: Switch to bypass mode immediately	
	Bypass mode	40 A (Breaker)	63 A (Breaker)
Short circuit		Hold whole system	
Overheat		Line mode: Switch to bypass: Backup mode: Shut down UPS immediately	
Battery low		Alarm and turn off	
Self-diagnostics		Upon power on & software control	
Battery		Advanced battery management	
Audible & visual alarms		Line failure, battery under voltage, overload, system fault	
LED & LCD display		Line mode, bat. mode, eco mode, bypass mode, battery undervoltage, overload & UPS fault	
LCD display		Input voltage, input frequency, output voltage, output frequency, load percentage, battery voltage, inner temperature & remaining battery backup time	
MANAGEMENT			
Communication ports		RS232, USB, SNMP card (optional)	
OPERATING ENVIRONMENT			
Operating temperature		0 - 40 °C	
Storage temperature		-25 °C - 55 °C	
Humidity range		0 - 95 % (Non-condensing)	
Recommended altitude		< 1500 m	
Noise level		< 55 dB	
STANDARDS			
Safety		IEC/EN62040-1, IEC/EN60950-1	
EMC		IEC/EN62040-2, IEC61000-4-2, IEC61000-4-3, IEC61000-4-4, IEC61000-4-5, IEC61000-4-6, IEC61000-4-8	
PHYSICAL FEATURES			
Dimensions (W * D * H) mm		502 * 250 * 616	481 * 220 * 438
Approx. net weight (kg)		62 kg	64 kg

# ONLINE UPS

**6 - 10 kVA** 1:1 Phase PF 0.9

RACK MOUNTABLE | BATTERIES SUPPLIED SEPARATELY



- N+X parallel redundancy
- Online double conversion with DSP control
- High output power factor: 0.9 PF
- Wide input voltage range: 120 - 276 Vac

Generator compatible

Self-testing at startup of UPS

Battery mode startup (cold start)

Optional: SNMP card

No internal batteries – external batteries only



MODEL		EP-UPS6000Y110R	EP-UPS10000Y110R
Capacity (kVA / kW)		6 kVA / 5.4 kW	10 kVA / 9 kW
Phase		Single Phase with ground	
INPUT			
Nominal voltage		220 / 230 / 240 Vac	
Operating voltage Range		120 - 276 Vac	
Operating frequency range		50 Hz: 45 - 55 Hz, 60 Hz: 54 - 66 Hz (Auto sensing)	
Power factor		≥0.99	
Bypass voltage range		Max. voltage: 220 V: +25 % (optional +10 %, +15 %, +20 %) 230 V: +20 % (optional +10 %, +15 %) 240 V: +15 % (optional +10 %) Min. voltage: -45 % (optional -20 %, -30 %)	
ECO range		Same as bypass voltage range	
Harmonic distortion (THDi)		< 3 % (100 % linear load)	
Generator input		Supported	
OUTPUT			
Output voltage		220 / 230 / 240 Vac	
Power factor		0.9	
Voltage regulation		±2 %	
Frequency	Line mode (synchronized range)	±1 % / ±2 % / ±4 % / ±5 % / ±10 % of the rated frequency (optional)	
	Bat. mode	50 / 60 Hz ±1 Hz	
Crest factor		3:1	
Harmonic distortion (THDv)		≤ 2 % THD (Linear load)	
		≤ 5 % THD (Non-linear load)	
Waveform		Pure sinewave	
Efficiency		> 93.5 %	
Transfer time		Utility to battery: 0 ms, Utility to bypass: 0 ms	
BATTERY			
Battery voltage		Optional Voltage: ±96 / ±108 / ±120 Vdc	
Typical recharging time		6 - 8 hours to 90 % of full capacity	
Charging current		Maximum 10 A: Charging current can be set according to battery capacity installed	
SYSTEM FEATURES			
Overload	Line mode	Load ≤ 110 %: Last 60 min, ≤ 125 %: Last 10 min, ≤ 150 %: Last 1 min, > 150 %: Switch to bypass mode immediately	
	Bypass mode	40 A (Breaker)	63 A (Breaker)
Short circuit		Hold whole system	
Overheat		Line mode: Switch to bypass. Backup mode: Shut down UPS immediately	
Battery low		Alarm and turn off	
Self-diagnostics		Upon power on and software control	
Battery		Advanced battery management	
Audible & visual alarms		Line failure, Battery under voltage, Overload, System fault	
LED & LCD display		Line mode, backup mode, eco mode, bypass mode, battery undervoltage, battery bad, overload & UPS fault	
LCD display		Input voltage, input frequency, output voltage, output frequency, load percentage, battery voltage, inner temperature & remaining battery backup time	
MANAGEMENT			
Communication ports		RS232, USB, SNMP card (optional)	
OPERATING ENVIRONMENT			
Operating temperature		0 - 40 °C	
Storage temperature		-25 °C - 55 °C	
Humidity range		0 - 95 % (Non-condensing)	
Recommended altitude		< 1500 m	
Noise level		< 55 dB	
STANDARDS			
Safety		IEC/EN62040-1, IEC/EN60950-1	
EMC		IEC/EN62040-2, IEC61000-4-2, IEC61000-4-3, IEC61000-4-4, IEC61000-4-5, IEC61000-4-6, IEC61000-4-8	
PHYSICAL FEATURES			
Dimensions (W * D * H) mm		443 * 131 * 580 (3U)	
Approx. net weight (kg)		23	25
BATTERY EXT. UNIT (OPTIONAL)			
Model		EP-UPSYABC7A20	EP-UPSYABC9A20
Battery type and QTY		7 Ah * 20	9 Ah * 20
Dimensions (W *D * H) mm		720 * 443 * 131 (3U)	
Approx. net weight (kg)		56	62

# Y330T SERIES

10 - 40 kVA 3:3 Phase PF 0.9

BUILT IN BATTERIES




- Built in 40-60 PCS 9Ah batteries
- 3:3 Phase transformer-less design
- 7" Touch LCD Display
- Generator compatible
- Communication: USB/RS232/RS485
- Supports 100% unbalanced load
- Output power factor: 0.9
- ECO mode function

Maintenance bypass feature

N+X parallel redundancy, supports up to 4 units in parallel

Connect external battery unit for extended backup time (optional)



OPTIONAL PARTS FOR EVI Y330T SERIES 10-40kVA	
SNMP card	EP-UPSY3ACASN
External battery unit	EP-UPSYABC9A80 (80 x 9Ah)
Parallel cable	EP-PAR3CA



MODEL		EP-UPS10000Y330T	EP-UPS20000Y330T	EP-UPS30Y330T	EP-UPS40Y330T
Capacity (kVA / kW)		10 kVA / 9 kW	20 kVA / 18 kW	30 kVA / 27 kW	40 kVA / 36 kW
INPUT					
Nominal Voltage		380/400/415Vac (3Ph+N+PE)			
Operating Voltage Range		305~478Vac (Full load); 208~478Vac (50% load)			
Operating Frequency Range		40~70Hz (50/60Hz auto sensing)			
Power Factor		≥ 0.99			
Bypass Voltage Range		Max.voltage:220V: +25% (adjustable: +10%, +15%, +20%) 230V: +20% (adjustable: +10%, +15%) 240V: +15% (adjustable: +10%) Min. voltage: -45% (adjustable: -20%, -30%)			
Frequency protection range		50/60Hz± 10%			
ECO Range		Same as bypass			
Harmonic Distortion (THDi)		≥3% linear load			
OUTPUT					
Nominal Voltage		380/400/415Vac (3Ph+N+PE)			
Power Factor		0.9			
Voltage Regulation		±1%			
Frequency	Line Mode	±1% / ±2% / ±4% / ±5% / ±10% of the rated frequency (optional)			
	Bat. Mode	50/60 (± 0.1) Hz			
Crest factor		3:1			
Harmonic distortion (THO)		≤2% with linear load ≤5% with non linear load			
Efficiency		93.50% (ECO: Up to 98%)	94.5% (ECO: Up to 98.2%)	95.2% (ECO: Up to 98.6%)	
BATTERY					
Battery Details		±120Vdc (2 x 20 PCS 12 V 9Ah);		±120Vdc (3 x 20 PCS 12 V, 9 Ah);	±180Vdc (2 x 30 PCS 12 V, 9Ah)
Charge Current (A)		2.7 A		4.05 A	2.7 A
SYSTEM FEATURES					
Transfer Time		Utility to Battery: 0ms; Utility to bypass: 0ms			
Overload	AC Mode	Load≤110%: 60min, ≤125%: 10min, ≤150%:1min, >150% change to bypass.			
	Battery mode	Load≤110%: 10min, ≤125%: 1min, ≤150%: 5s, >150% will turn off			
Short Circuit		Hold Whole System			
Communication		USB, RS232, RS485, Parallel port, REPO port, Intelligent slot, SNMP card (optional), LBS port			
OPERATING ENVIRONMENT					
Operating Temperature		0~40℃			
Storage Temperature		-25~55℃ (No battery)			
Humidity Range		0~95% (Non condensing)			
Altitude		< 1500m. When>1500m, lower the rated power for use			
Noise level		<55 dB	<58 dB	<61 dB	<64 dB
PHYSICAL FEATURES					
Dimensions D x W x H (mm)		250 x 900 x 868			
Net weight (kg)		186 kg	187 kg	236 kg	239 kg
STANDARDS					
Safety		IEC/EN62040-1, IEC/EN60950-1			
EMC		IEC/EN62040-2, IEC61000-4-2, 1EC61000-4-3, IEC61000-4-4, 1EC61000-4-5, IEC61000-4-6, IEC61000-4-8			

Specifications subject to change without prior notice.

# YH330T SERIES

10 - 40 kVA 3:3 Phase PF 1.0

LONG RUN | EXTERNAL BATTERIES ONLY




- Designed to deliver long backup time through use of external batteries
- Connect one or more groups of up to 50 VRLA 12V batteries (supplied separately)
- 7" Touch LCD Display
- 3:3 Phase transformer-less design
- Generator compatible
- Output power factor: 1.0
- Communication: USB/RS232/RS485
- ECO mode function

Online double conversion with DSP control

Maintenance Bypass Feature

N+X parallel redundancy, supports up to 4 units in parallel

Supports 100% unbalanced load



OPTIONAL PARTS FOR EVI YH330T SERIES 10-40kVA	
SNMP card:	EP-UPSY3ACASN
Parallel cable:	EP-PAR3CA

MODEL		EP-UPS10000YH330T	EP-UPS20000YH330T	EP-UPS30YH330T	EP-UPS40YH330T
Capacity (kVA / kW)		10 kVA / 10 kW	20 kVA / 20 kW	30 kVA / 30 kW	40 kVA / 40 kW
INPUT					
Nominal Voltage		380/400/415Vac (3Ph+N+PE)			
Operating Voltage Range		305~478Vac (Full load); 208~478Vac(50% load)			
Operating Frequency Range		40~70Hz (50/60Hz auto sensing)			
Power Factor		≥ 0.99			
Bypass Voltage Range		Max.voltage:220V:+25% (Adjustable +10%,+15%,+20%) 230V:+20% (Adjustable +10%,+15%) 240V:+15% (Adjustable +10%) Min.voltage:-45% (Adjustable -20%,-30%)			
Frequency protection range		50/60Hz±10%			
ECO Range		Same as bypass			
Harmonic Distortion (THDi)		≥3% linear load			
OUTPUT					
Nominal Voltage		380/400/415Vac (3Ph+N+PE)			
Power Factor		1.0			
Voltage Regulation		±1%			
Frequency	Line Mode	±1%/ ±2% / ±4% / ±5% / ±10% of the rated frequency (optional)			
	Battery Mode	50/60( ± 0.1)Hz			
Crest factor		3:1			
Harmonic distortion (THO)		≤2% with linear load ≤5% with non linear load			
Efficiency		93.50% (ECO: Up to 98%)	94.5% (ECO: Up to 98.2%)	95.2% (ECO: Up to 98.6%)	
BATTERY - External batteries only (not included)					
Battery Voltage		±96/108/120/±180/192/204/216/228/240/252/264/276/288/300Vdc Battery quantity: (16/20/30/32/34/36/38/40/42/44/46/48/50pcs)			±180/192/204/216/ 228/240/252/264/ 276/288/ 300Vdc battery quantity (30/32/34/36/38/40/ 42/44/46/48/50pcs )
Charge Current (A)		14A	18A	20A	
SYSTEM FEATURES					
Transfer Time		Utility to Battery: 0ms; Utility to bypass: 0ms			
Overload	AC Mode	Load≤110%: 60min, ≤125%: 10min, ≤150%:1min, >150% change to bypass.			
	Battery mode	Load≤110%: 10min, ≤125%: 1min, ≤150%: 5s, >150% will turn off			
Short Circuit		Hold Whole System			
Communication		USB, RS232, RS485, Parallel port, REPO port, Coupler dry contact (optional) Intelligent slot, SNMP card (optional), LBS port			
OPERATING ENVIRONMENT					
Operating Temperature		0~40°C			
Storage Temperature		-25~55°C (No battery)			
Humidity Range		0~95% (Non condensing)			
Altitude		< 1500m. When>1500m, less than rated power can be utilised			
Noise level		<55 dB	<58 dB	<61 dB	<64 dB
PHYSICAL FEATURES					
Dimensions D x W x H (mm)		250 x 580 x 655			
Net weight (kg)		35 kg	40 kg	43 kg	46 kg
STANDARDS					
Safety		IEC/EN62040-1,IEC/EN60950-1			
EMC		IEC/EN62040-2, IEC61000-4-2, 1EC61000-4-3, IEC61000-4-4, 1EC61000-4-5, IEC61000-4-6, IEC61000-4-8			

Specifications subject to change without prior notice.

# YH330T SERIES

**60 - 200 kVA** 3:3 Phase PF 1.0

LONG RUN | EXTERNAL BATTERIES ONLY



- Designed to deliver long backup time through the use of external batteries
- Connect one or more groups of up to 50 VRLA batteries (supplied separately)
- Compatible with inductive and capacitive load
- 7" Touch LCD Display
- 3:3 Phase transformer-less design
- Communication: USB/RS232/RS485
- Output power factor: 1.0
- Supports 100% unbalanced load

N+X parallel redundancy, supports up to 6 units in parallel

ECO mode function

LBS Function

Maintenance bypass feature

Generator compatible



**OPTIONAL PARTS FOR YH330T SERIES 60-200kVA**

SNMP card:	EP-UPSY3ACASN
Parallel cable:	EP-PAR3CA

MODEL	EP-UPS60YH330T	EP-UPS80YH330T	EP-UPS100YH330T	EP-UPS120YH330T	EP-UPS160YH330T	EP-UPS180YH330T	EP-UPS200YH330T
Capacity (kVA / kW)	60 kVA / 60 kW	80 kVA / 80 kW	100 kVA / 100 kW	120 kVA / 120 kW	160 kVA / 160 kW	180 kVA / 180 kW	200 kVA / 200 kW
INPUT							
Nominal Voltage	380/400/415Vac (3Ph+N+PE)						
Operating Voltage Range	138~485Vac for 50% load; 305~485Vac for full-load						
Operating Frequency Range	40~70Hz (50/60Hz auto sensing)						
Power Factor	≥ 0.99						
Bypass Voltage Range	Max.voltage: 220V: +25% (Adjustable: +10%, +15%, +20%) 230V: +20% (Adjustable: +10%, +15%) 240V: +15% (Adjustable: +10%) Min.voltage: -45% (Adjustable: -20%, -30%)						
Bypass Frequency Range	Frequency synchronize tracing range: ±10%						
ECO Range	Same as bypass						
Harmonic Distortion (THDi)	≥3% Linear load						
OUTPUT							
Nominal Voltage	380/400/415Vac (3Ph+N+PE)						
Power Factor	1.0						
Voltage Regulation	±1%						
Frequency	Line Mode	±1%/ ±2% / ±4% / ±5% / ±10% of the rated frequency (adjustable)					
	Bat. Mode	50/60( ± 0.2%)Hz					
Crest factor	3:1						
Harmonic distortion (THO)	≤2% with linear load ≤4% with non linear load						
Efficiency	Up to 95.5% (ECO Mode: Up to 99%)						
BATTERY - External batteries only (sold seperately)							
Battery Voltage	360Vdc~600Vdc (30/32/34/36/38/40/42/44/46/48/50pcs) Battery type: 12V VRLA batteries						
Charge Current(A)	20A	40A					60A
SYSTEM FEATURES							
Transfer Time	Utility to Battery: 0ms; Utility to bypass: 0ms						
Overload	At ≤110%: 60min, ≤125%: 10min, ≤150%: 1min, >150%: 1.2s then shut down inverter						≤110%: 60min, ≤125%: 60min, >125%: 1.2s
Overload (bypass mode)	30°C: 135%; 40°C: 125%; >1000%, 100ms						
Protection	Short circuit, overload, over temperature, battery low, fan fault alarm						
Communication	USB,RS232, RS485, Parallel port, REPO port, Intelligent slot, SNMP card (optional), LBS port						
ENVIRONMENTAL							
Operating Temperature	0~40°C						
Storage Temperature	-25~55°C (No battery)						
Humidity Range	0~95% (Non condensing)						
Altitude	< 1500m. When>1500m, lower the rated power for use						
Noise level	<58dB	<60dB	<62dB		<63dB	<64dB	<66dB
PHYSICAL							
Dimension D x W x H (mm)	250 x 828 x 868	442 x 850 x 1200					
Net weight (kg)	83 kg	140 kg	160 kg	170 kg	205 kg	215 kg	220 kg
STANDARDS							
Safety	IEC/EN62040-1,IEC/EN60950-1						
EMC	IEC/EN62040-2, IEC61000-4-2, 1EC61000-4-3, IEC61000-4-4, 1EC61000-4-5, IEC61000-4-6, IEC61000-4-8						

Specifications subject to change without prior notice.